



# Department of Microbiology

## University of Delhi

Students' Experience Survey  
Internal Quality Assurance Cell (IQAC)

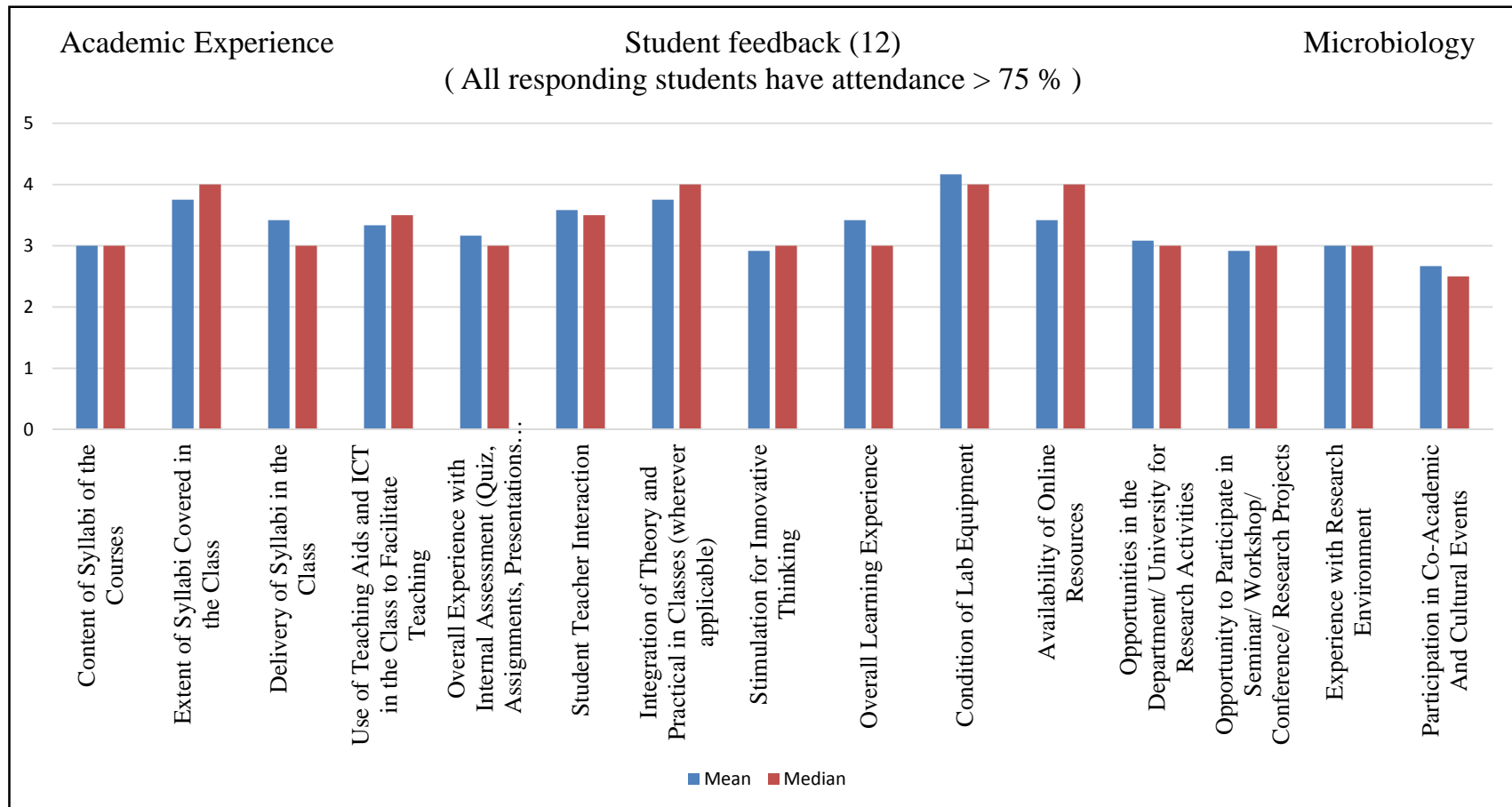
*May-June 2016*

# Table of Contents

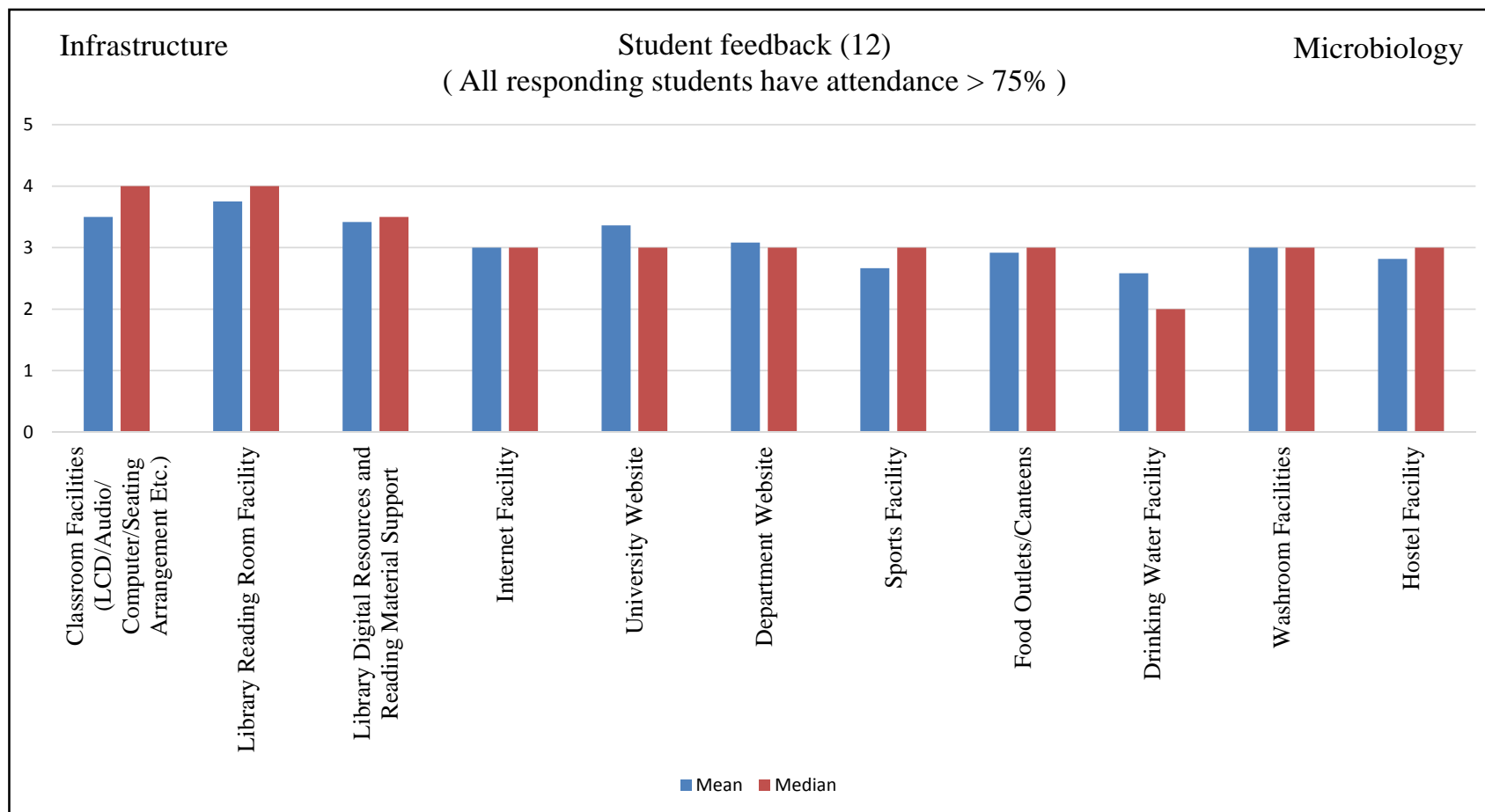
<b>1.</b>	<b>Student Feedback: Bar Charts</b>	
	<i>Academic Experience</i>	1
	<i>Infrastructure</i>	2
	<i>Support System</i>	3
	<i>Skills/Competencies Developed During Course of Study</i>	4
<b>2.</b>	<b>Student Feedback: Pie Chart</b>	
	<i>“Would you recommend this university to others?”</i>	5
<b>3.</b>	<b>Table 1: Mean, Median, SD, Minimum, Maximum Value for Each Question</b>	6
<b>4.</b>	<b>Table 2: Frequency Distribution in Levels</b>	9
<b>5.</b>	<b>Table 3: Frequency Distribution in Percentage</b>	12

# Student Feedback

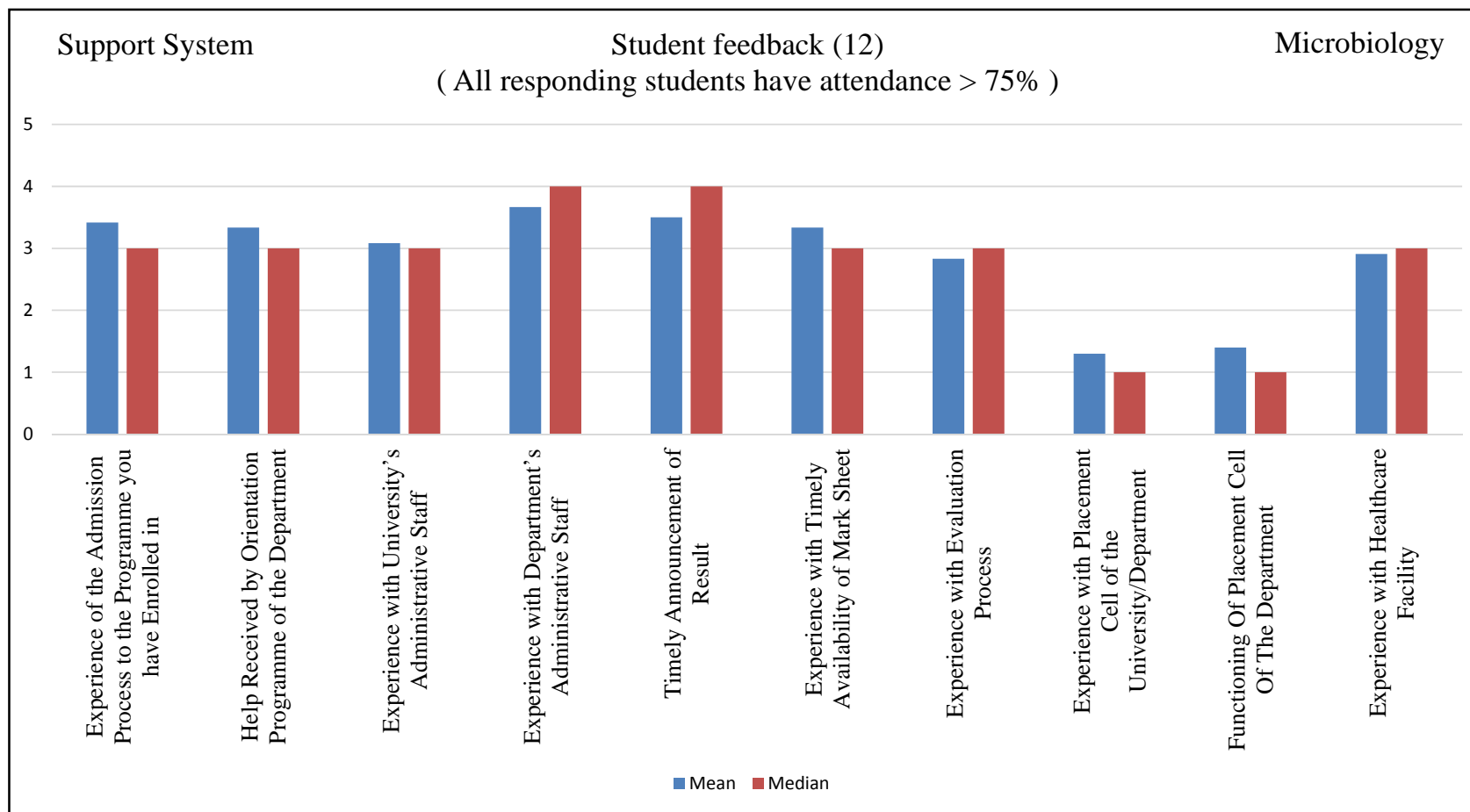
## Academic Experience



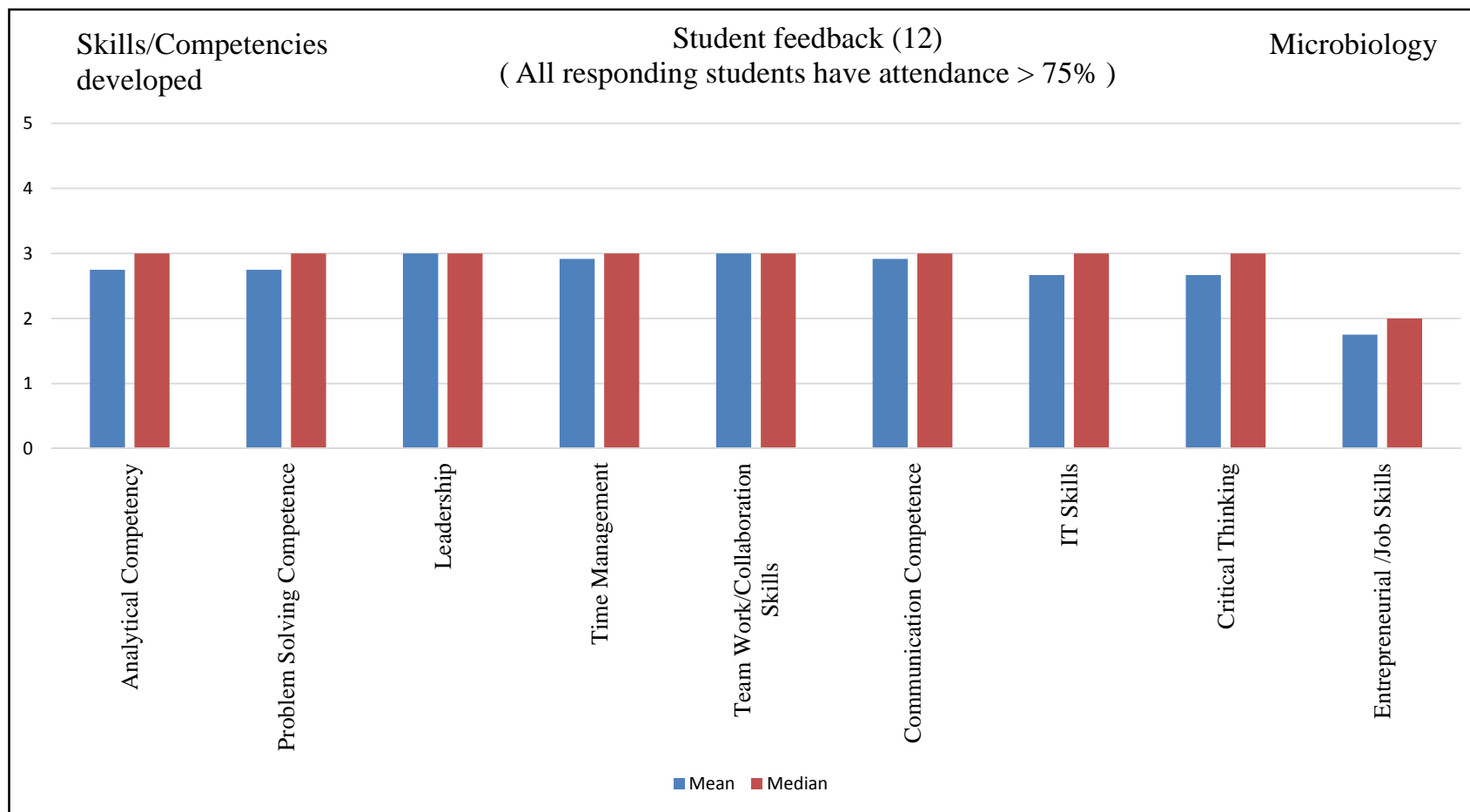
## Infrastructure



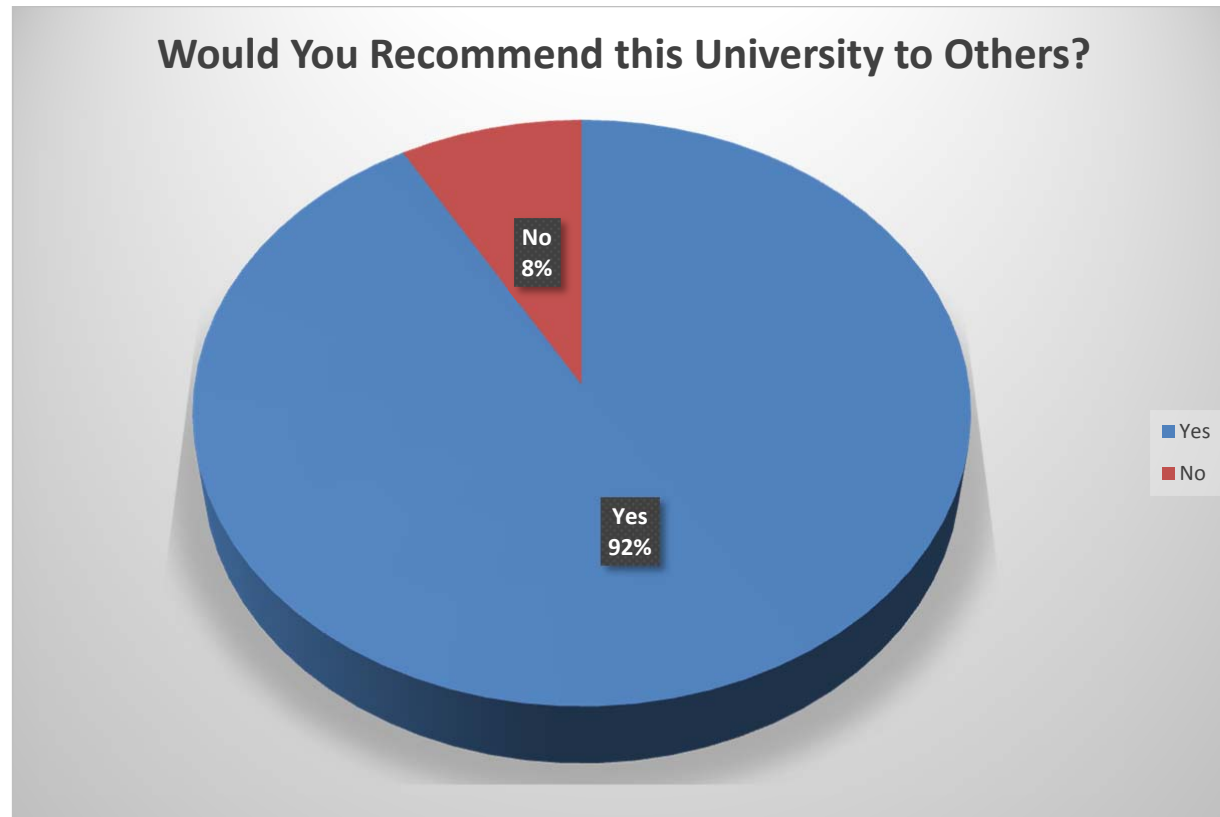
## Support System



## Skills/Competencies Developed During Course of Study



## Student Feedback on “Would you recommend this university to others?”



**TABLE 1: Mean, Median, Standard Deviation, Minimum, Maximum Value for Each Question (N=12)**

S.No	Category	Mean	Median	Standard Deviation	Minimum	Maximum
<b>A.</b>	<b>Academic</b>					
1	Content of Syllabi of the Courses	3.00	3	0.41	2	4
2	Extent of Syllabi Covered in the Class	3.75	4	0.60	3	5
3	Delivery of Syllabi in the Class	3.42	3	0.76	2	5
4	Use of Teaching Aids and ICT in the Class to Facilitate Teaching	3.33	4	0.75	2	4
5	Overall Experience with Internal Assessment (Quiz, Assignments, Presentations etc.)	3.17	3	0.80	2	4
6	Student Teacher Interaction	3.58	4	0.64	3	5
7	Integration of Theory and Practical in Classes (wherever applicable)	3.75	4	0.60	2	4
8	Stimulation for Innovative Thinking	2.92	3	0.76	2	4
9	Overall Learning Experience	3.42	3	0.76	2	5
10	Condition of Lab Equipment	4.17	4	0.55	3	5
11	Availability of Online Resources	3.42	4	0.76	2	4
12	Opportunities in the Department/ University for Research Activities	3.08	3	0.95	2	5
13	Opportunity to Participate in Seminar/ Workshop/ Conference/ Research Projects	2.92	3	0.64	2	4
14	Experience with Research Environment	3.00	3	0.58	2	4
15	Participation in Co-Academic And Cultural Events	2.67	3	0.94	1	4
	<b>Overall</b>	<b>3.31</b>				
<b>B.</b>	<b>Infrastructure</b>					
16	Classroom Facilities (LCD/Audio/ Computer/Seating Arrangement Etc.)	3.50	4	0.65	2	4
17	Library Reading Room Facility	3.75	4	0.60	3	5
18	Library Digital Resources and Reading Material Support	3.42	4	0.86	2	5
19	Internet Facility	3.00	3	0.71	2	4
20	University Website	3.36	3	1.07	2	5
21	Department Website	3.08	3	0.95	2	5



S.No	Category	Mean	Median	Standard Deviation	Minimum	Maximum
22	Sports Facility	2.67	3	0.85	1	4
23	Food Outlets/Canteens	2.92	3	0.86	1	4
24	Drinking Water Facility	2.58	2	1.11	1	4
25	Washroom Facilities	3.00	3	0.71	2	4
26	Hostel Facility	2.82	3	0.94	1	4
	<b>Overall</b>	<b>3.1</b>				
<b>C.</b>	<b>Support System</b>					
27	Experience of the Admission Process to the Programme you have Enrolled in	3.42	3	0.49	3	4
28	Help Received by Orientation Programme of the Department	3.33	3	0.62	2	4
29	Experience with University's Administrative Staff	3.08	3	0.49	2	4
30	Experience with Department's Administrative Staff	3.67	4	0.47	3	4
31	Timely Announcement of Result	3.50	4	0.65	2	4
32	Experience with Timely Availability of Mark Sheet	3.33	3	0.47	3	4
33	Experience with Evaluation Process	2.83	3	0.55	2	4
34	Experience with Placement Cell of the University/Department	1.30	1	0.64	1	3
35	Functioning Of Placement Cell Of The Department	1.40	1	0.92	1	4
36	Experience with Healthcare Facility	2.91	3	1.08	1	4
	<b>Overall</b>	<b>2.88</b>				
<b>D.</b>	<b>Skills/Competencies Developed During Course of Study</b>					
37	Analytical Competency	2.75	3	0.92	1	5
38	Problem Solving Competence	2.75	3	0.72	1	4
39	Leadership	3.00	3	0.74	2	5
40	Time Management	2.92	3	0.49	2	4
41	Team Work/Collaboration Skills	3.00	3	0.71	2	5
42	Communication Competence	2.92	3	0.86	1	5
43	IT Skills	2.67	3	0.75	1	4

<b>S.No</b>	<b>Category</b>	<b>Mean</b>	<b>Median</b>	<b>Standard Deviation</b>	<b>Minimum</b>	<b>Maximum</b>
44	Critical Thinking	2.67	3	0.94	1	5
45	Entrepreneurial /Job Skills	1.75	2	0.60	1	3
	<b>Overall</b>	<b>2.71</b>				
<b>E.</b>	<b>Overall University Experience</b>					
46	Your Overall Academic Experience	3.11	3	0.57	2	4

**TABLE 2: Frequency Distribution in Levels (N=12)**

S.No	Category	Below Average	Average	Good	Very Good	Excellent	Don't Know	Not Applicable
<b>A.</b>	<b>Academic</b>							
1	Content of Syllabi of the Courses	0	1	10	1	0	0	0
2	Extent of Syllabi Covered in the Class	0	0	4	7	1	0	0
3	Delivery of Syllabi in the Class	0	1	6	4	1	0	0
4	Use of Teaching Aids and ICT in the Class to Facilitate Teaching	0	2	4	6	0	0	0
5	Overall Experience with Internal Assessment (Quiz, Assignments, Presentations etc.)	0	3	4	5	0	0	0
6	Student Teacher Interaction	0	0	6	5	1	0	0
7	Integration of Theory and Practical in Classes (wherever applicable)	0	1	1	10	0	0	0
8	Stimulation for Innovative Thinking	0	4	5	3	0	0	0
9	Overall Learning Experience	0	1	6	4	1	0	0
10	Condition of Lab Equipment	0	0	1	8	3	0	0
11	Availability of Online Resources	0	2	3	7	0	0	0
12	Opportunities in the Department/ University for Research Activities	0	3	7	0	2	0	0
13	Opportunity to Participate in Seminar/ Workshop/ Conference/ Research Projects	0	3	7	2	0	0	0
14	Experience with Research Environment	0	2	8	2	0	0	0
15	Participation in Co-Academic And Cultural Events	1	5	3	3	0	0	0
<b>B.</b>	<b>Infrastructure</b>							
16	Classroom Facilities (LCD/Audio/ Computer/Seating Arrangement Etc.)	0	1	4	7	0	0	0
17	Library Reading Room Facility	0	0	4	7	1	0	0
18	Library Digital Resources and Reading Material Support	0	2	4	5	1	0	0

S.No	Category	Below Average	Average	Good	Very Good	Excellent	Don't Know	Not Applicable
19	Internet Facility	0	3	6	3	0	0	0
20	University Website	0	3	3	3	2	0	0
21	Department Website	0	4	4	3	1	0	0
22	Sports Facility	1	4	5	2	0	0	0
23	Food Outlets/Canteens	1	2	6	3	0	0	0
24	Drinking Water Facility	2	5	1	4	0	0	0
25	Washroom Facilities	0	3	6	3	0	0	0
26	Hostel Facility	1	3	4	3	0	0	0
<b>C.</b>	<b>Support System</b>							
27	Experience of the Admission Process to the Programme you have Enrolled in	0	0	7	5	0	0	0
28	Help Received by Orientation Programme of the Department	0	1	6	5	0	0	0
29	Experience with University's Administrative Staff	0	1	9	2	0	0	0
30	Experience with Department's Administrative Staff	0	0	4	8	0	0	0
31	Timely Announcement of Result	0	1	4	7	0	0	0
32	Experience with Timely Availability of Mark Sheet	0	0	8	4	0	0	0
33	Experience with Evaluation Process	0	3	8	1	0	0	0
34	Experience with Placement Cell of the University/Department	8	1	1	0	0	2	0
35	Functioning Of Placement Cell Of The Department	8	1	0	1	0	2	0
36	Experience with Healthcare Facility	2	1	4	4	0	1	0
<b>D.</b>	<b>Skills/Competencies Developed During Course of Study</b>							
37	Analytical Competency	1	3	7	0	1	0	0
38	Problem Solving Competence	1	2	8	1	0	0	0
39	Leadership	0	2	8	0	1	0	0
40	Time Management	0	2	9	1	0	0	0
41	Team Work/Collaboration Skills	0	2	9	0	1	0	0
42	Communication Competence	1	1	9	0	1	0	0

S.No	Category	Below Average	Average	Good	Very Good	Excellent	Don't Know	Not Applicable
43	IT Skills	1	3	7	1	0	0	0
44	Critical Thinking	1	4	6	0	1	0	0
45	Entrepreneurial /Job Skills	4	7	1	0	0	0	0
<b>E.</b>	<b>Overall University Experience</b>							
46	Your Overall Academic Experience	0	1	6	2	0	0	0

**TABLE 3: Frequency Distribution in Percentage (N=12)**

S.No	Category	Below Average	Average	Good	Very Good	Excellent	Don't Know	Not Applicable
<b>A.</b>	<b>Academic</b>							
1	Content of Syllabi of the Courses	0	8.33	83.33	8.33	0	0	0
2	Extent of Syllabi Covered in the Class	0	0	33.33	58.33	8.33	0	0
3	Delivery of Syllabi in the Class	0	8.33	50	33.33	8.33	0	0
4	Use of Teaching Aids and ICT in the Class to Facilitate Teaching	0	16.67	33.33	50	0	0	0
5	Overall Experience with Internal Assessment (Quiz, Assignments, Presentations etc.)	0	25	33.33	41.67	0	0	0
6	Student Teacher Interaction	0	0	50	41.67	8.33	0	0
7	Integration of Theory and Practical in Classes (wherever applicable)	0	8.33	8.33	83.33	0	0	0
8	Stimulation for Innovative Thinking	0	33.33	41.67	25	0	0	0
9	Overall Learning Experience	0	8.33	50	33.33	8.33	0	0
10	Condition of Lab Equipment	0	0	8.33	66.67	25	0	0
11	Availability of Online Resources	0	16.67	25	58.33	0	0	0
12	Opportunities in the Department/ University for Research Activities	0	25	58.33	0	16.67	0	0
13	Opportunity to Participate in Seminar/ Workshop/ Conference/ Research Projects	0	25	58.33	16.67	0	0	0
14	Experience with Research Environment	0	16.67	66.67	16.67	0	0	0
15	Participation in Co-Academic And Cultural Events	8.33	41.67	25	25	0	0	0
<b>B.</b>	<b>Infrastructure</b>							
16	Classroom Facilities (LCD/Audio/ Computer/Seating Arrangement Etc.)	0	8.33	33.33	58.33	0	0	0
17	Library Reading Room Facility	0	0	33.33	58.33	8.33	0	0
18	Library Digital Resources and Reading Material Support	0	16.67	33.33	41.67	8.33	0	0
19	Internet Facility	0	25	50	25	0	0	0

S.No	Category	Below Average	Average	Good	Very Good	Excellent	Don't Know	Not Applicable
20	University Website	0	27.27	27.27	27.27	18.18	0	0
21	Department Website	0	33.33	33.33	25	8.33	0	0
22	Sports Facility	8.33	33.33	41.67	16.67	0	0	0
23	Food Outlets/Canteens	8.33	16.67	50	25	0	0	0
24	Drinking Water Facility	16.67	41.67	8.33	33.33	0	0	0
25	Washroom Facilities	0	25	50	25	0	0	0
26	Hostel Facility	9.09	27.27	36.36	27.27	0	0	0
<b>C.</b>	<b>Support System</b>							
27	Experience of the Admission Process to the Programme you have Enrolled in	0	0	58.33	41.67	0	0	0
28	Help Received by Orientation Programme of the Department	0	8.33	50	41.67	0	0	0
29	Experience with University's Administrative Staff	0	8.33	75	16.67	0	0	0
30	Experience with Department's Administrative Staff	0	0	33.33	66.67	0	0	0
31	Timely Announcement of Result	0	8.33	33.33	58.33	0	0	0
32	Experience with Timely Availability of Mark Sheet	0	0	66.67	33.33	0	0	0
33	Experience with Evaluation Process	0	25	66.67	8.33	0	0	0
34	Experience with Placement Cell of the University/Department	66.67	8.33	8.33	0	0	16.67	0
35	Functioning Of Placement Cell Of The Department	66.67	8.33	0	8.33	0	16.67	0
36	Experience with Healthcare Facility	16.67	8.33	33.33	33.33	0	8.33	0
<b>D.</b>	<b>Skills/ Competencies Developed During Course of Study</b>							
37	Analytical Competency	8.33	25	58.33	0	8.33	0	0
38	Problem Solving Competence	8.33	16.67	66.67	8.33	0	0	0
39	Leadership	0	18.18	72.73	0	9.09	0	0
40	Time Management	0	16.67	75	8.33	0	0	0
41	Team Work/Collaboration Skills	0	16.67	75	0	8.33	0	0
42	Communication Competence	8.33	8.33	75	0	8.33	0	0
43	IT Skills	8.33	25	58.33	8.33	0	0	0

S.No	Category	Below Average	Average	Good	Very Good	Excellent	Don't Know	Not Applicable
44	Critical Thinking	8.33	33.33	50	0	8.33	0	0
45	Entrepreneurial /Job Skills	33.33	58.33	8.33	0	0	0	0
<b>E.</b>	<b>Overall University Experience</b>							
46	Your Overall Academic Experience	0	11.11	66.67	22.22	0	0	0